



item #
model #
project #
sis #
aia #



HOLD HHT162KP

Warm holding cabinet

CONSTRUCTION FEATURES

- Tightness chamber with radiuses corners
- All-around rubber bumpers
- Total thermic insulation with rock or glass wood
- Long lasting front seal, made up of food-grade and high-heat resistant silicone
- Removable side racks to facilitate cleaning
- Static heating provided by low consumption wire heating element that coils up all the chamber DELIWARM®
- Ergonomic and fully built-in door handle with magnetic closure
- Four swivel wheels of which 2 with brake
- Ergonomic handle for pushing and guiding
- Easy access to facilitate maintenance and repair
- Pass-through holding chamber with front and rear doors

FUNCTIONAL FEATURES

- Electronic capacitive control, temperature, holding cycle, programs, holding by probe*
- Operating temperature 30°-120°C
- Adjustable humidity vents on the door
- Chamber with safety thermostat
- Manual keyboard lock
- Automatic Holding Cycle (*only with Core Probe option)

STANDARD SUPPLY


- Removable GN 2/1 - GN 1/1 tray racks


OPTIONS & ACCESSORIES

- Core Probe
- Feet kit
- Grids
- Trays
- Opposite side opening
- WiFi

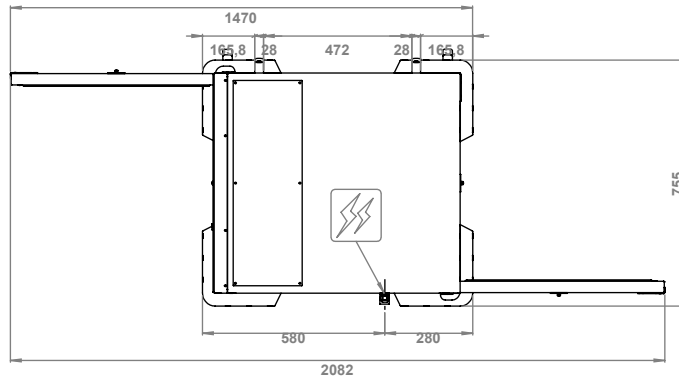
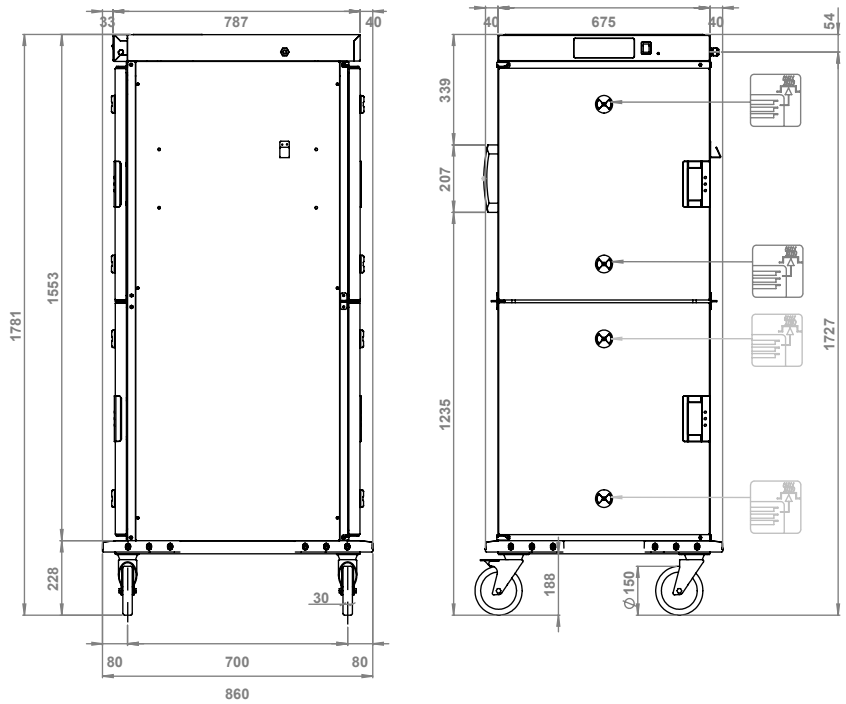
MODULINESRL

TECHNICAL INSTALLATION DIAGRAM

Electricity supply
cable inlet 

Vent for excess
humidity 

Important - Drawing and
dimensions refer to the
standard version.
They may change with
the addition of
accessories
or options.



Overall dimensions (W x D x H) - mm	760 x 860 x 1780h
Trays capacity - distance [mm]	16 x GN 2/1 - (75) 32 x GN 1/1 - (75)
Tray max. height GN 2/1 [mm]	16 x 65 (h) 6 x 150 (h) 4 x 200 (h) + 4 x 65 (h)
Tray max. height GN 1/1 [mm]	32 x 65 (h) 12 x 150 (h) 8 x 200 (h) + 8 x 65 (h)
Power supply	AC 220-240V 50/60Hz

Total input [kW]	3 (230V)
Amps. [A]	13,1 (230V)
Working temperature [°C]	30 ÷ 120
Product max capacity [Kg]	115
Net weight [Kg]	106



- A Holding cycle C° or Automatic Holding by Core Probe*
- B Info Display
- C Start / Stop or Preheating
- D Decrease value
- E Programs (Save or Recall)
- F Increase value
- On/Off switch beside the board

MODULINESRL